

Ann Parsons Holte / 275 W. Main Street / Hummelstown, Pennsylvania 17036
717-377-6247 Ann@AnnHolteQuilting.com

Thank you for considering me for programs and workshops for your group. In this package, I have included:

- Background information
- Information about my lecture and trunk show
- Descriptions of workshops and supply lists
- Sample agreement with fees for the current year

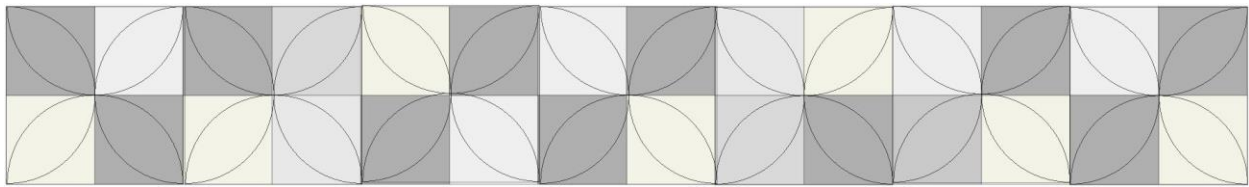
Background Information

I have been quilting since 1975, when I thought everything had to be pieced and quilted by hand to be a “real quilt.” Since then, I have learned that real quilts are sewn in as many ways as there are quilters. I am particularly interested in working with vintage quilts to translate and interpret those designs by using modern fabrics, methods, and techniques.

I started teaching in the 1980s and, along with my husband Dale, opened a quilt shop in Gettysburg, Pennsylvania, in 1997. Now living in the Hershey area, I am involved with several quilt guilds and meet regularly with an antique quilt study group in Lancaster County, Pennsylvania. I teach quilting workshops both in-person and online; deliver lectures online and in-person at quilt guilds, historical societies, and national shows; design patterns; and write about quilting.

I am the author of one book, ***Making the Lancaster Diamond Sampler*** (Schiffer, 2013) and co-author of ***Quilts of Valor: A 50-State Salute*** (Schiffer, 2018) and ***All Star Quilts of Valor*** (Schiffer, 2022). I have written or adapted patterns for other books and publications. I am available for the following lectures and workshops, which can be delivered in-person or online:


- ◆ Quilts that Honor Friends, Family, and Freedom (one-hour lecture and trunk show)
- ◆ Quilts for a Cause (one-hour lecture and trunk show)
- ◆ Making the Lancaster Diamond Sampler Quilt (one-day workshop)
- ◆ BAT (Block at a Time) Quilting Technique (one-day workshop)
- ◆ As a professional quilt appraiser and documentarian, I can combine this service with a lecture or workshop.



Ann Parsons Holte / 275 W. Main Street / Hummelstown, Pennsylvania 17036
717-377-6247 Ann@AnnHolteQuilting.com

Quilts that Honor Friends, Family, and Freedom

Time: approximately 1-hour lecture plus time for questions and answers. Live online or in-person.



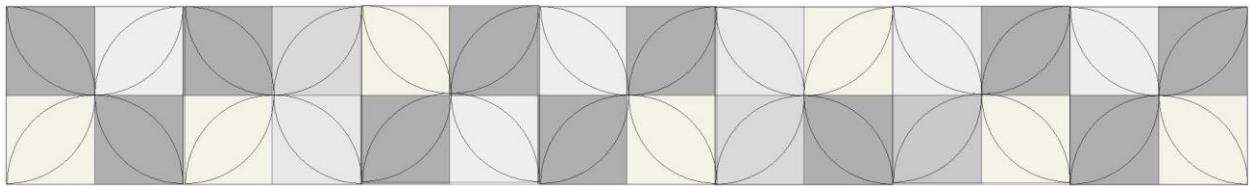
The Lancaster Diamond Sampler is one of a small group of similar quilts that were made in Lancaster County, Pennsylvania, in the mid-1800s by a group of quilters who referred to themselves as the “girl cousins.” They were friends and family, old and young, new quilters and experienced quilters, who got together to visit, to eat, to share knowledge, fabric, and patterns, and to work on quilts.

I fell in love with this quilt and have been studying it and making the blocks (there are 173 and all are different) since 2009. I just keep discovering more interesting and mysterious features every day about the quilt and the unknown quilter who created it.



In this fun and informative lecture and trunk show, I will discuss the history of the quilt and the various techniques used to create the unique designs. This quilt will remind you of why you got into quilting in the first place.






Ann Parsons Holte / 275 W. Main Street / Hummelstown, Pennsylvania 17036
717-377-6247 Ann@AnnHolteQuilting.com

Quilts for a Cause Lecture and BAT Quilting Workshop

Time: approximately 1-hour lecture plus time for questions and answers. Live online or in-person.

Lecture:

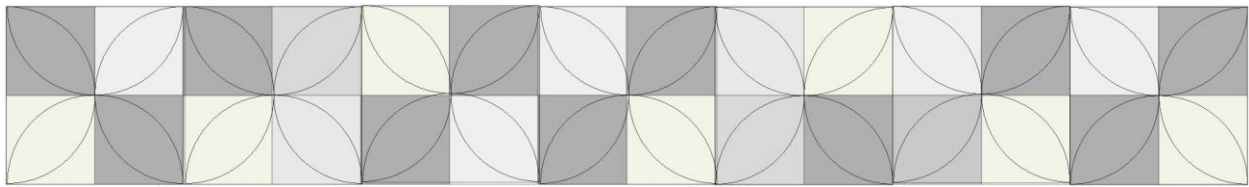
Since there have been quilters, we have been making quilts for causes. The cause might be something small and personal such as raising money for a family in need. The cause might be national and urgent such as calling attention to the issue of the abolition of slavery. Since the Civil War, quilts have been made to support and memorialize soldiers. This lecture focuses on these kinds of quilts and introduces a technique for making quilts completely on a home sewing machine.



Workshop:

This variation on the quilt-as-you-go technique was developed in order to help quilters who want to make quilts for the Quilts of Valor project. With this technique, an individual quilter or a group can complete a quilt on home machines without the backlog of waiting for a longarm to become available. Of course, the technique can be adapted to many quilt patterns.

Please see the description for the 6-hour workshop where participants will learn to use this technique by making an actual quilt in class.



Ann Parsons Holte / 275 W. Main Street / Hummelstown, Pennsylvania 17036
717-377-6247 Ann@AnnHolteQuilting.com

Making the Lancaster Diamond Sampler Quilt

Time: One-day workshop, generally 6 hours. Available as a live, online event or in-person at your location.

Two teenage girls, working side-by-side in the 1860s, produced two quilts that feature a unique diamond design. They were learning to quilt and were teaching each other the skills needed. You will see how this sampler records their progression from beginners to accomplished quilters. You will learn about the basic design of the blocks as well as the techniques that were their quilting lessons.

The blocks in the original sampler quilt were made in an informal teaching environment in the mid-1800s. Quilters shared patterns, fabric, and knowledge with each other in order to pass along the traditions of quilting. They also ate, gossiped, laughed, and generally had fun. Sound familiar?

Reproducing Blocks from the Original Quilt:


In this workshop, you will make blocks from the different styles and techniques found in this fascinating quilt: strip piecing, such basic elements as Flying Geese and Snowball blocks, applique, and Seminole. Ann will teach you to use modern tools and techniques for making these blocks.

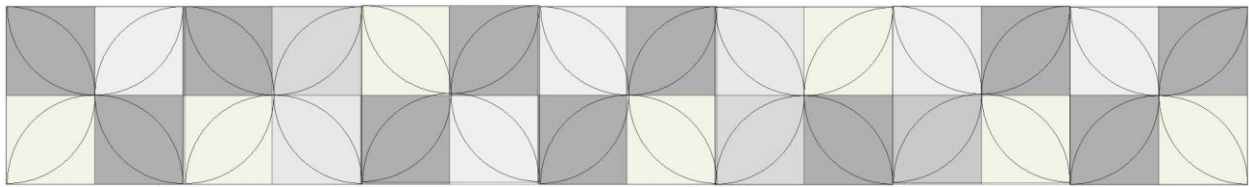
Making Lancaster Diamond Variations:

In this workshop, you will learn to cut, piece, and use this versatile design for the Lancaster Diamond Sampler and other projects. Ann will cover using plain (unpieced) fabric, recycled orphan blocks and tops, and other variations in the class.

Group Project:

In each workshop, the group will have the opportunity to make a Quilt of Valor as a way of practicing piecing the diamond shapes before turning to work on individual fabric choices. A pattern will be provided to each participant. A supply list will be provided.





Ann Parsons Holte / 275 W. Main Street / Hummelstown, Pennsylvania 17036
717-377-6247 Ann@AnnHolteQuilting.com

Supply List for Lancaster Diamond Workshops

For All Classes:

- ◆ Sewing machine, neutral thread, and your regular sewing supplies
- ◆ Be sure to bring your ¼" foot for your machine
- ◆ Rotary cutter, 6" x 12" or 24" ruler, cutting mat
- ◆ Iron and pressing surface
- ◆ Lancaster Diamond Template

Note that the template is required for class. The book *Making the Lancaster Diamond Sampler* is optional. Both the template and the book will be available from Ann on her website or at the class.

Fabric:

Reproducing Original Lancaster Diamond Quilt Blocks

The palette of the original quilt features the iconic Pennsylvania Dutch colors: Turkey red, chrome yellow, cheddar, chocolate brown, poison green, double blue, and double pink. The prints include plaid, paisley, column prints, calico, stripes, solid, geometric, and small florals. Variety is the key. A double-pink sashing and green cornerstones are used to set the blocks in the original Sampler.

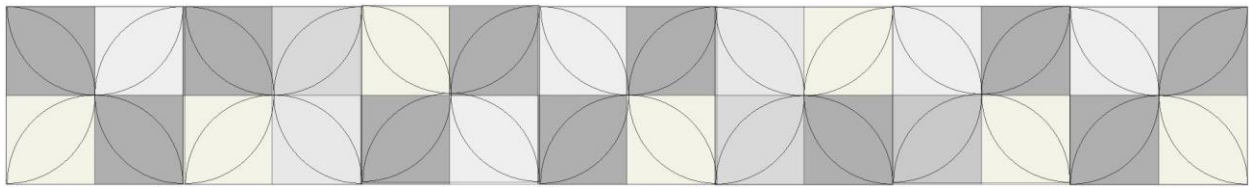
For class, bring 8-10 fat quarters or larger pieces from a palette that pleases YOU. Ann recommends that you make some blocks BEFORE you select the sashing and cornerstone fabrics. You will eventually lay your blocks out and audition different choices.

Variations:

You might also bring some orphan blocks or some stray units that you've made over the years. Often, unused blocks can be repurposed to make the diamond blocks.

Also, yardage works well for learning the process. The diamond shape is great for fussy-cutting, too.

If you have questions, please contact Ann.



Ann Parsons Holte / 275 W. Main Street / Hummelstown, Pennsylvania 17036
 717-377-6247 Ann@AnnHolteQuilting.com

BAT (Block at a Time) Quilting Technique: Finish an Entire Quilt on Your Home Machine

Time: One-day workshop, generally 6 hours. Available as a live online event or in-person at your location.

Here is a technique for joining blocks (they might be pieced, appliqued, embroidered, or just plain fabric) to make a completely finished quilt on your home machine. The “quilt as you go” idea is not new, but this technique will allow you to attach blocks with almost any width of sashing on the front of the quilt – a problem that has plagued this technique for years.

In this workshop, Ann will teach you to adapt the BAT Quilting technique to quilts of many different sizes of blocks and sashing while you complete a quilt that is about 54” square.

Bring to class:

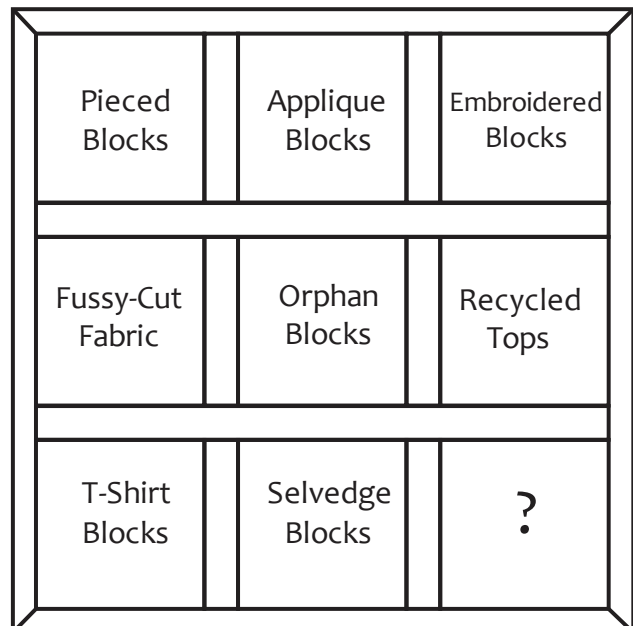
- Sewing machine with walking foot
- rotary cutter, mat, 6” x 24” ruler
- thread to match/blend with blocks
- iron & ironing board
- thread to match/blend with backing fabric
- regular sewing supplies

(9) 12 ½” **UNfinished size Blocks** of any kind
 See diagram for some suggestions (note that T-Shirt blocks must be ironed onto stabilizer)

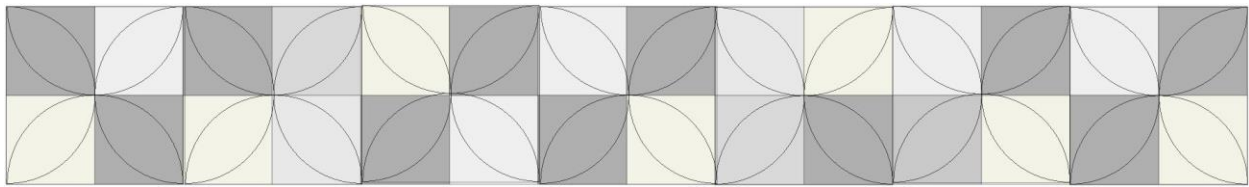
(9) 16 ½” squares **Backing Fabric**
 Can be cut from 3 yards fabric or you can use leftover fabric from other projects. Choose BUSY fabric!

¼ yard fabric for joining blocks on back of quilt
 Can be cut from same fabric as backing

(9) 16 1/2” squares **Batting**
 Recommended: Dream Cotton Select “Throw” size 60” x 60”
 -OR- 80/20 adhesive batting
 -OR- other thin, 100% cotton batting



2 yards fabric for **Sashing and Border** (this fabric will be cut in class)



Ann Parsons Holte / 275 W. Main Street / Hummelstown, Pennsylvania 17036
717-377-6247 Ann@AnnHolteQuilting.com

Agreement for Lecture / Workshop

Between: Ann Holte
Filaments Studio
275 W. Main St.
Hummelstown, PA 17036

And: _____

Email: ann@annholtequilting.com
Mobile: 717-377-6247

Program: _____

Date/Time: _____

Location: _____

For an in-person lecture (\$350 + travel expenses + lodging if more than a two-hour drive):

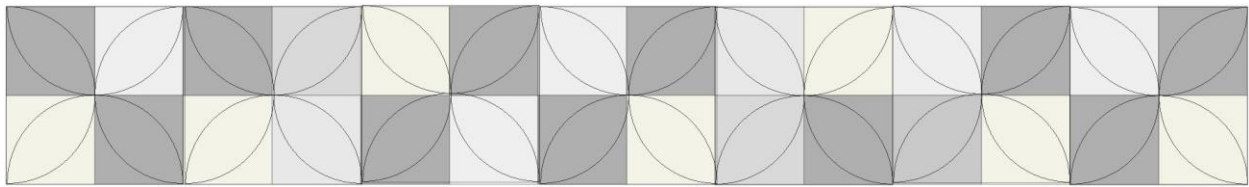
- ◆ Ann will bring a computer and projector, but she will need a large screen or blank wall to use for viewing the slides.
- ◆ Ann will need two tables for quilts and a small table for the projector and laptop.
- ◆ Ann will bring display racks for 2-3 large quilts.
- ◆ Ann will sell books, patterns, and templates at all lectures and workshops. She will need an area and table for this purpose.
- ◆ Please let Ann know ahead of time how many attendees are expected.
- ◆ Please allow access to the meeting location at least an hour before the program for setting up and testing equipment.

For an in-person workshop (\$450 +travel expenses + lodging if more than a two-hour drive):

- ◆ The sponsoring group will supply tables, power cords, irons, and ironing boards for the class.
- ◆ The cost of the in-person class includes up to 15 participants. Please discuss adding more attendees with Ann.

Ann Parsons Holte

Guild Representative / Date



Ann Parsons Holte / 275 W. Main Street / Hummelstown, Pennsylvania 17036
717-377-6247 Ann@AnnHolteQuilting.com

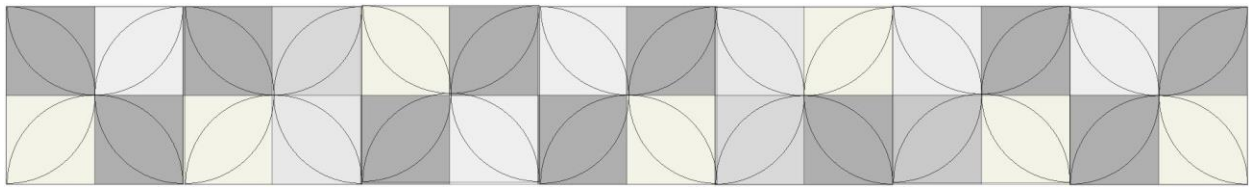
Lancaster Diamond Sampler Quilt
BAT Quilting Technique
Live Online Lecture / Live Online Workshop

Lecture \$350

- I will do a live, 1-hour lecture via Zoom.
- The trunk show will be provided via photos.
- The guild will host the meeting on Zoom and invite as many participants as you feel is practical. Plenty of additional time will be available for questions and answers at the end of the lecture.

Workshop \$450

- I will do a live, 4-hour workshop via Zoom.
- Live demonstrations and close-up photos will help the students learn the techniques.
- I will lead the class by periodically introducing a new topic, providing directions, and answering questions.
- I will host the meeting so that students can log in from their home sewing room. However, the workshop will not be able to be recorded by students.
- For each workshop, students will be given a free pattern to make a Quilt of Valor from my original design. They will provide their own fabric in patriotic colors.
- Every student in the Lancaster Diamond Sampler workshop will need a Lancaster Diamond Template and my book *Making the Lancaster Diamond Sampler*. Both are available from my website and shipping is free in the United States.
- For the BAT Quilting workshop, some preparation is necessary in the interest of time. See the supply list for what to bring to class.



Ann Parsons Holte / 275 W. Main Street / Hummelstown, Pennsylvania 17036
717-377-6247 Ann@AnnHolteQuilting.com

Quilt Appraisals for Guild Members

As part of a meeting or other guild-sponsored event, I can provide professional quilt appraisals as an added benefit for your guild members. Your guild would promote the event, schedule appointments, and would provide space and time for the appraisals either before or after a meeting, or during an event such as a quilt show.

In exchange for the guild's efforts to enable the event, I will return 20% of my fee to the guild. For example, I normally charge \$50.00 per quilt for appraisals but would return \$10 per appraisal to the guild.

Here is some suggested copy if you want to advertise the event in your newsletter or elsewhere:

Ann Parsons Holte

Professional Quilt Appraiser, Documentarian, Author, Lecturer, Teacher, and Designer

Will be available to conduct quilt appraisals at: **(your event date and time)**

Contact: **(guild representative)** to schedule your appointment.

Ann can appraise antique or newly made quilts for insurance, donation, or sale.

Please contact her to receive a pre-appraisal form to get ready for your appointment.

Email: Ann@AnnHolteQuilting.com or Call: 717-377-6247